

**2020**

**2020-25**

2020 7 6

**2020**

2020 12

< >


2020 7 6

2020 7 6

--	--	--

.....

.....



.....

		1.			2015
			3.3.10		
				2020	6.8.8
					10%
					100
		2.			1 -
		2018			10%
					2
		1000			
		50%		5000	
					2
				2020	
		10%		100	

--	--	--	--

2020

2020 7 6 A

A

2020 7 6

A





=

/



2020

A

1.00



1,189,203,853

30%

1		674,912,827
2		257,145,513
3		257,145,513
		<b>1,189,203,853</b>

37

60

18

12

16

2020 7 6

2020 7 6

2020

25

2020 7 6

2020 7 6

2020

2020 7 6

2020 7 6

**2020**

2013 13



2020

2020 7 6

2020 7 6

2020

2007 500  
2019 12 31

2019 12 31

2020 7 6

2020 7 6

2020

1.

2.

3.

4.

5.

6.

7.

8.

9.

10.

11.

12.                   1   11

13.

12

2020   7   6

2020 7 6

2020

2020 -2022

[2012]37

3

[2013]43

2020 -2022

2020 -2022

2020 7 6

2020 7 6

2020

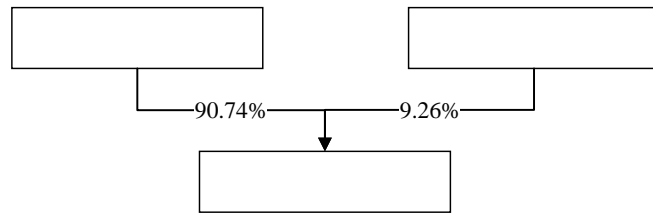
80%

1.

	2012 3 30
	45
	331,318.13
	916100005933044398

--	--

2.



3.

[2011]203

33

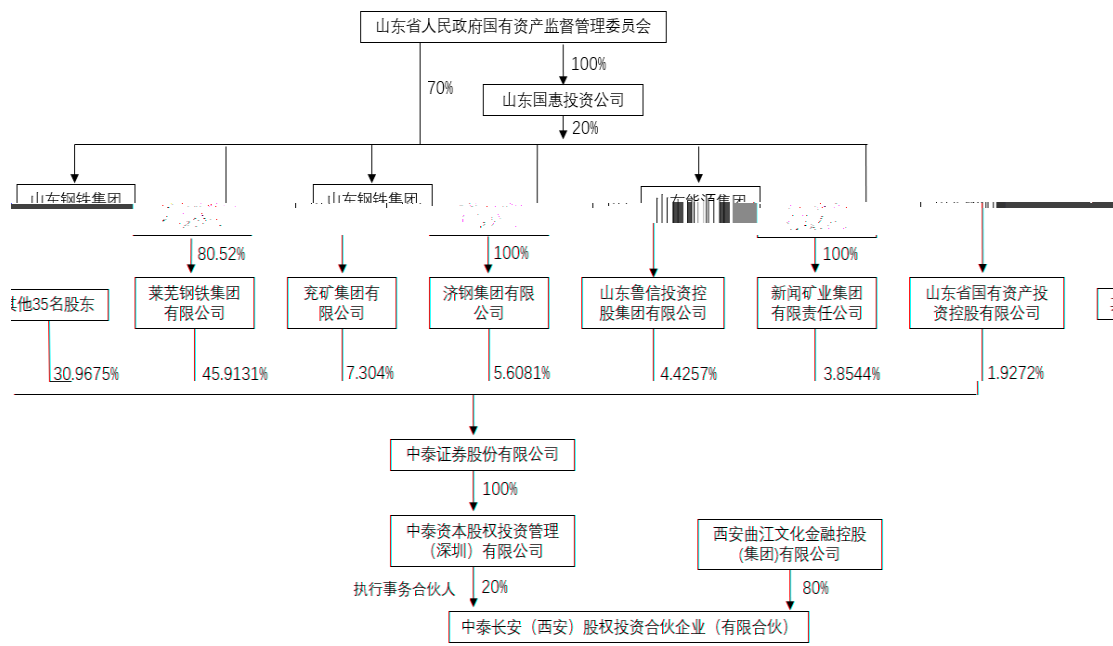
1.

	2018 11 9

1.

	2019 8 12
	1111 T1
	2405
	100,000
	91610133MA6X2X1X56

2.



3.

22.20

PIPE

				2020	5
		12		130	
	118				55
A	3		3	2019	
	1.1				



3.

20%

80%

1.

2.

1  
2020 7 6

2020

A

1,189,203,853

2020 7 6

A

A

2020 7 6

2020